



a PPL company

RECEIVED

SEP 22 2011

PUBLIC SERVICE
COMMISSION

Jeff DeRouen, Executive Director
Public Service Commission of Kentucky
211 Sower Boulevard
P. O. Box 615
Frankfort, Kentucky 40602

**Louisville Gas and
Electric Company**
State Regulation and Rates
220 West Main Street
P.O. Box 32010
Louisville, Kentucky 40232
www.lge-ku.com

September 22, 2011

Robert M. Conroy
Director - Rates
T 502-627-3324
F 502-627-3213
robert.conroy@lge-ku.com

RE: *In the Matter of: The Application of Louisville Gas and Electric Company for Certificates of Public Convenience and Necessity and Approval of Its 2011 Compliance Plan for Recovery by Environmental Surcharge - Case No. 2011-00162*

Dear Mr. DeRouen:

Enclosed please find an original and fifteen (15) copies of Louisville Gas and Electric Company's (LG&E) supplemental response to Question No. 4 of the Attorney General's Supplemental Set of Data Request dated August 18, 2011, in the above-referenced matter.

Should you have any questions regarding the enclosed, please contact me at your convenience.

Sincerely,


Robert M. Conroy

cc: Parties of Record

VERIFICATION


COMMONWEALTH OF KENTUCKY)
) **SS:**
COUNTY OF JEFFERSON)

The undersigned, **Daniel K. Arbough**, being duly sworn, deposes and says that he is Treasurer for Louisville Gas and Electric Company and an employee of LG&E and KU Services Company, and that he has personal knowledge of the matters set forth in the responses for which he is identified as the witness, and the answers contained therein are true and correct to the best of his information, knowledge and belief.



Daniel K. Arbough

Subscribed and sworn to before me, a Notary Public in and before said County and State, this 22nd day of September 2011.



Notary Public (SEAL)

My Commission Expires:

July 21, 2015

LOUISVILLE GAS AND ELECTRIC COMPANY

Response to Attorney General's Supplemental Data Requests Dated August 18,2011

Supplemental Response filed September 22,2011

Case No. 2011-00162

Question No. 4

Witness: Daniel K. Arbough / Counsel

Q-4. Please provide copies of all presentations made to rating agencies and/or investment firms by PPL and/or the Company between January 1, 2011 and the present. If this information has been provided in response to another data request, please indicate the appropriate data request number, the document title, and the page number(s).

A-4. **Original Response:**

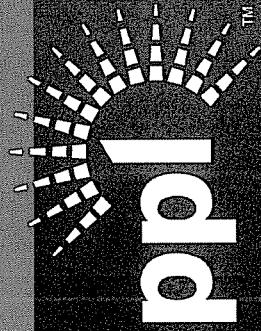
Reference is made to the objections filed on August 24, 2011. Without waiver of these objections, the Company is providing copies of three rating agency presentations made during 2011 under seal and pursuant to a petition for confidential protection. Also, the Companies are providing copies of additional presentations on CD in folder titled Question No. 4.

Supplemental Response filed September 9,2011:

Please see the attached presentation delivered by PPL on September 8, 2011.


Supplemental Response:


Please see the attached presentation delivered by PPL on September 20,2011.



**Bank of America Merrill Lynch
2011 Power and Gas Leaders Conference
September 20, 2011**

PPL Corporation






Cautionary Statements and Factors That May Affect Future Results

Any statements made in this presentation about future operating results or other future events are forward-looking statements under the Safe Harbor provisions of the Private Securities Litigation Reform Act of 1995. Actual results may differ materially from such forward-looking statements. A discussion of factors that could cause actual results or events to vary is contained in the Appendix to this presentation and in the Company's SEC filings.






Investment Highlights

- **Predominantly rate-regulated business mix with significant growth prospects**
 - Operations in constructive jurisdictions
 - Approximately two-thirds of regulated capital expenditures earn real-time or near real-time returns
 - ~ 9% compound annual growth in rate base from 2011 to 2015
 - Expect 75% of 2013 EBITDA from regulated businesses
- **Highly attractive competitive generation fleet**
 - Competitively positioned nuclear, hydro and efficient coal
 - Complemented by flexible dispatch gas fired units
 - No significant exposure to currently proposed environmental regulations
 - **Multiple drivers of significant upside**
 - Increasing natural gas prices
 - Increasing heat rates
 - Environmental regulation
- **Business Risk Profile rated “Excellent” by S&P**
 - Stable ratings outlooks
- **Secure dividend with strong platform for future growth**

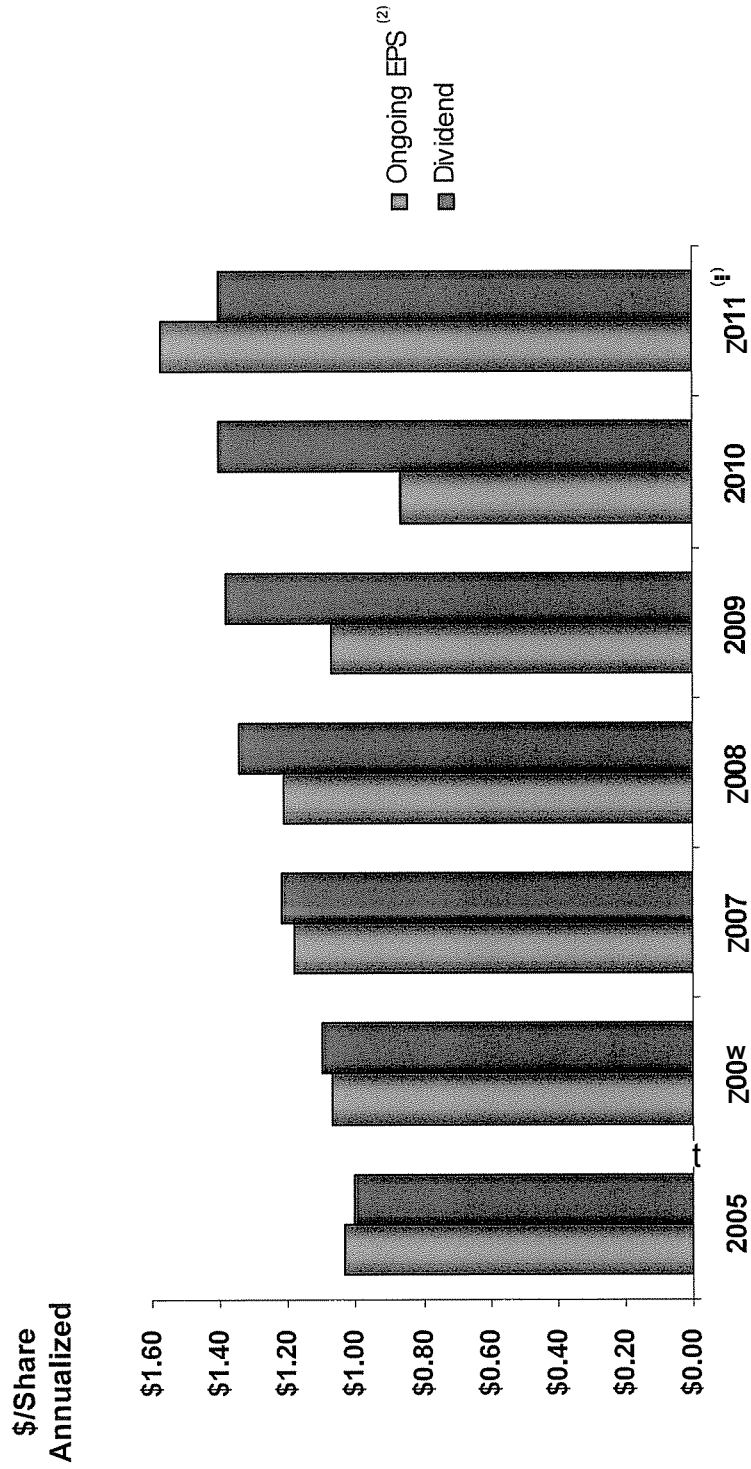
PPL has a highly attractive and differentiated position in the electric industry





Dividend Profile

A significantly more rate-regulated business mix provides strong support for current dividend and a platform for future growth




4th quarter declaration. Actual

(1) Ongoing EPS based on mid-point of forecast.

be determined by Board of Directors.

(2) From only regulated segments.






Our Strengths

- Strong regulatory relationships
- Best in class reliability, customer service
- Strong operating performance – regulated and competitive
- Strong environmental position by competitive generation fleet
- Excellent cost-management
- Knowledgeable, dedicated employees




International: Midlands Integration Update

- Synergy plan for Midlands integration on track
- Road shows completed for 3,900 Midlands staff setting out WPD background values and approach to integration – 36 presentations over 9 days
- 85% of union members from the four unions voted to move to single set of WPD terms and conditions
- Transition from a functional structure to a regional structure under way and will result in:
 - Smaller support structure
 - Elimination of duplicate work
 - Implementation of more efficient procedures
- All IT, policy and business processes to be changed to WPD model; December 1st switchover to WPD IT systems




Kentucky: 2011 ECR Plan - Summary

- **Total Capital Expenditures - \$2,500M**
 - LG&E – capital projects totaling \$1,392M
 - Mill Creek Air Compliance - \$1,268M
 - FGD upgrade/replacement, Baghouse Systems, SCR Turn-downs
 - Trimble County Unit 1 Air Compliance - \$124M
 - Baghouse System
 - KU – capital projects totaling \$1,114M
 - Ghent Air Compliance - \$712M
 - Baghouse Systems, SCR Turn-downs
 - Brown Air Compliance - \$344M
 - Baghouse Systems
 - Brown Landfill - \$59M
 - Conversion of Main Ash Pond to Landfill
- **Plan also seeks recovery of O&M associated with all projects**
 - LG&E O&M expense \$55M in 2016
 - KU O&M expense \$87M in 2016




Pennsylvania: Susquehanna-Roseland Transmission Line

- Positive momentum on approval process for Susquehanna-Roseland line:
 - Favorable Commonwealth Court decision in Pennsylvania.
 - Working with National Park Service (NPS) to eliminate any further delay in Environmental Impact Statement process.
 - Expecting NPS Record of Decision in October 2012.
 - Continuing other permitting activities to be ready for construction.
- Optimistic about in-service date in the spring of 2015.



Pennsylvania: Alternative Rate Making

- HB1294 voted out of Consumer Affairs Committee
- Expected to be considered by House of Representatives in fall
- Bill provides for the recovery of a broad range of capital projects geared toward improving and maintaining safety and reliability




Supply: Market Fundamentals


- **Coal Retirements in PJM**
 - In light of multiple EPA regulations, 7 – 17 GWs of PJM coal-fired capacity is at-risk for retirement by 2019.
 - Bulk of the units have an average age over 50 years, are under 500 MWs, and have capacity factors around 30%.
 - Nearly half of the units expected to be retired are located in western PJM.
- **Price Impact**
 - Anticipate an increase in PJM West Hub prices
 - Actual increase difficult to predict currently as:
 - The allowance market is not yet functioning, creating uncertainty in allowance prices.
 - Retrofit costs and operational adjustments are not fully incorporated.
 - Heat rates will likely expand as coal-fired generation either retires or backs down.
- **PPL Impact**
 - **PJM Fleet** – Our proactive approach has positioned PPL to capture anticipated increases in PJM pricing while having minimal impacts on operations.



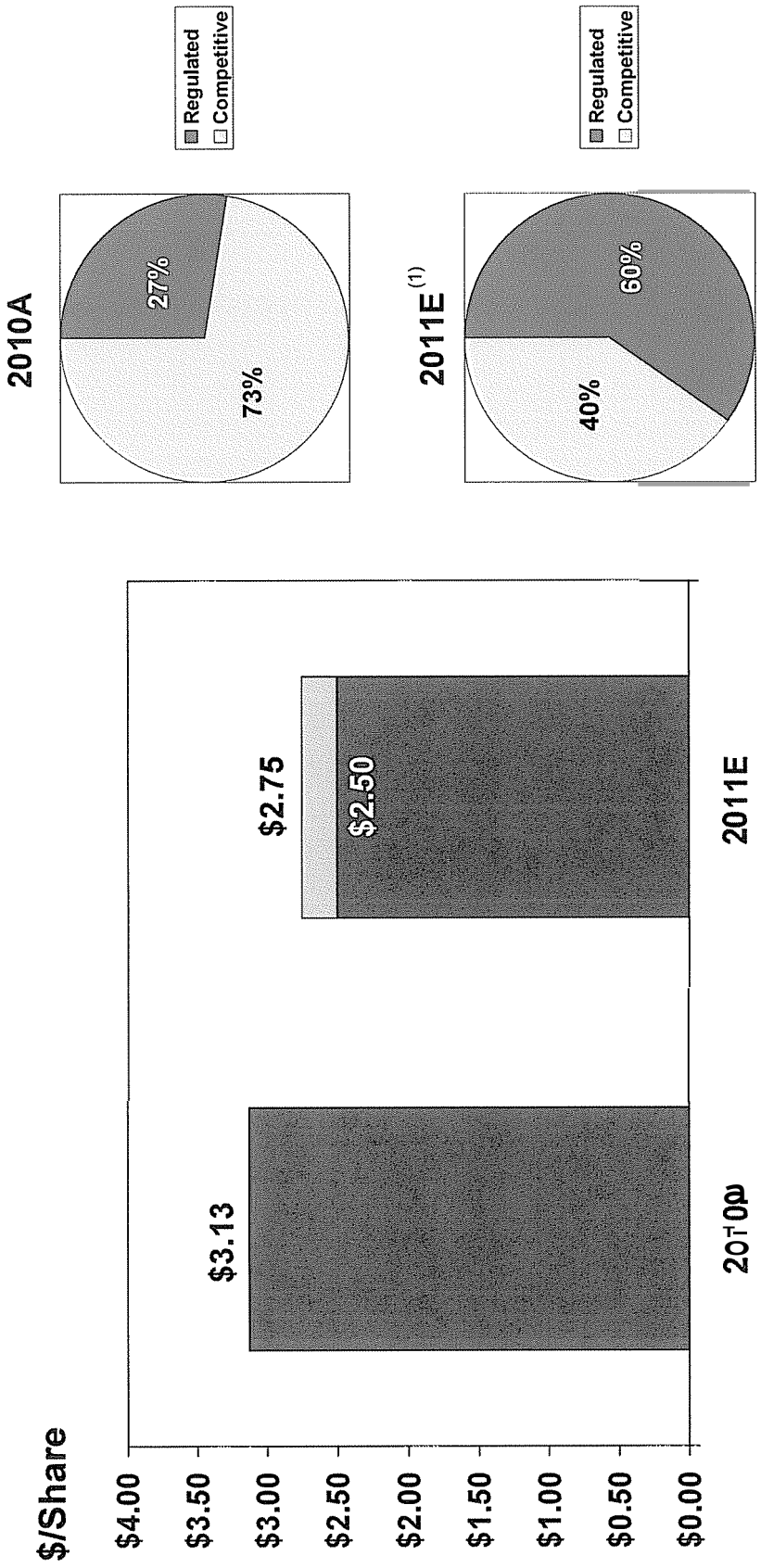


Appendix






2011 Earnings from Ongoing Operations Forecast

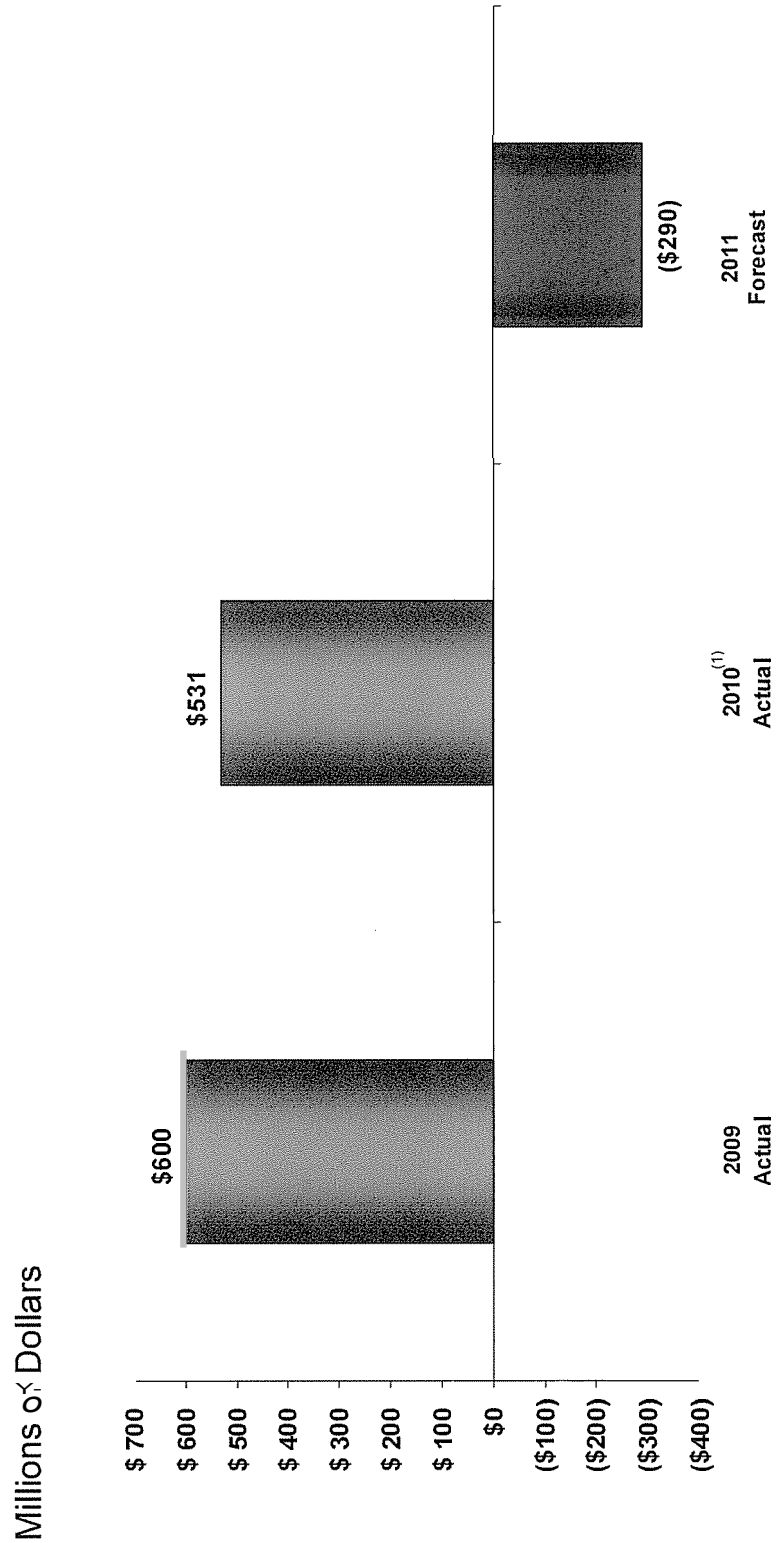


(1) Based on mid-point of forecasted earnings range.
 Note: See appendix for reconciliation of earnings from ongoing operations to reported earnings.






Free Cash Flow before Dividends



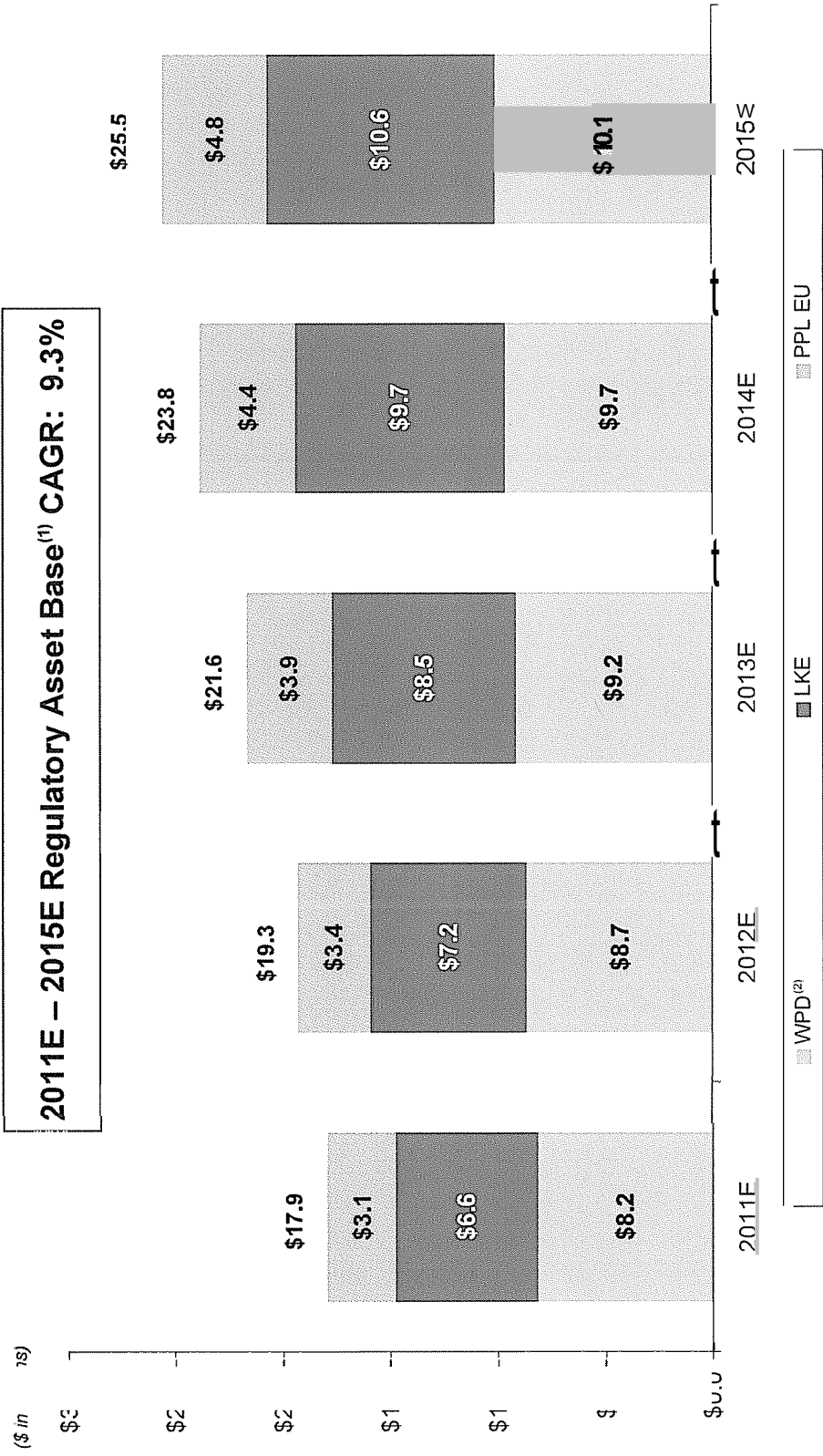
(1) 2010 Free Cash Flow includes two months of the results of the Kentucky Regulated segment.

Note: See Appendix for reconciliation of free cash flow before dividends to cash from operations.






Regulated Rate Base Growth



(1) Represents capitalization for LKE, as LG&E and KU rate constructs are based on capitalization. Represents Regulatory Asset Value (RAV) for WPD.
 (2) Includes RAV for WPD Midlands. Figures based on assumed exchange rate of \$1.60 / GBP and are as of year-end December 31.




Capital Expenditures




(1) Includes capex for WPD Midlands. Figures based on assumed exchange rate of \$1.60 / GBP.
 (2) Expect approximately 85% to receive timely returns via ECR mechanism based on historical experience.





2011 ECR Plan - Procedural Schedule

- **July 16** – Filed Application for ECR Plan
- **Discovery began in July; LG&E and KU filed responses to data requests between July 25 and August 10**
- **Early September**
 - Public Meetings to be held in Louisville, Lexington, Henderson and Corbin areas
- **September 1**
 - LG&E and KU to file responses to 2nd Round of data requests of PSC Staff and Interveners
- **September 16**
 - Intervener testimony to be filed
- **September 30**
 - Data requests issued to Interveners
- **October 13**
 - Intervener responses to be filed
- **October 24**
 - Rebuttal testimony to be filed
- **November 9-10 (tentative)**
 - Public Hearing at PSC in Frankfort
- **December 16**
 - Statutory deadline to issue final Order





Enhancing Value Through Active Hedging

	2011 ⁽⁴⁾	2012	2013
Base load			
Expected Generation⁽¹⁾ (Million MWhs)	47.9	54.7	54.4
East	40.1	46.2	46.0
West	7.8	8.5	8.4
Current Hedges (%)	98%	97%	69%
East	99%	98%	69%
West	97%	95%	72%
Average Hedged Price (Energy Only) (\$/MWh)^{(2) (3)}			
East	\$57	\$54-55	\$53-56
West	\$54	\$53-54	\$50-51
Current Coal Hedges (%)			
East	100%	96%	88%
West	100%	95%	91%
		100%	79%
Average Hedged Coal Price (Delivered \$/Ton)			
East	\$73-74	\$76-80	⁽⁵⁾
West	\$23-27	\$23-29	\$23-30
Intermediate/Peaking			
Expected Generation⁽¹⁾ (Million MWhs)	7.6	6.2	6.3
Current Hedges (%)	87%	32%	19%

Capacity requirements are expected to be \$430 million and \$590 million or 2011 2012 and 2013, respectively.

As of June 30, 2011

(1) Represents expected sales based on current business plan assumptions.

(2) The 2011 average hedge energy prices are based on the fixed price swaps as of June 30, 2011; the prior collars have all been converted to fixed swaps.

(3) The 2012 and 2013 ranges of average energy prices for existing hedges were estimated by determining the impact on the existing collars resulting from 2012 and 2013 power prices at the 5th and 95th percentile confidence levels.

(4) Includes six months of actual results.

(5) Transportation contract in negotiation.






Market Prices


	Balance of 2011	2012	2013
<u>ELECTRIC</u>			
<i>PJM</i>			
On-Peak	\$54	\$54	\$55
Off-Peak	\$38	\$39	\$41
ATC ⁽¹⁾	\$46	\$46	\$48
<i>Mid-Columbia</i>			
On-Peak	\$38	\$39	\$44
Off-Peak	\$26	\$28	\$31
ATC ⁽¹⁾	\$31	\$34	\$38
<u>GAS</u>⁽²⁾			
NYMEX	\$4.47	\$4.84	\$5.16
TZ6NNY	\$4.98	\$5.57	\$5.88
<u>PJM MARKET</u>			
HEAT RATE ⁽³⁾	10.9	9.6	9.4
CAPACITY PRICES (Per MWD)	\$136.79	\$123.63	\$187.49
<u>EQA</u>	91.0%	89.8%	91.3%

(1) 24-hour average.

(2) NYMEX and TZ6NNY forward gas prices on 6/30/2011.

(3) Market Heat Rate = PJM on-peak power price divided by TZ6NNY gas price.

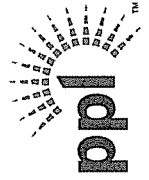





Reconciliation of PPL's Earnings from Ongoing Operations to Reported Earnings

	Forecast		Actual	
	High	Low	2010	2009
	2011	2011		
Earnings from Ongoing Operations			\$ 3.13	\$ 1.95
Special Items:				
Energy-related economic activity				
Sales of assets:	0.01	0.01	(0.27)	(0.59)
Maine hydroelectric generation busm			0.03	0.06
Long Island generation business				(0.09)
Latin American businesses				(0.07)
Interest in Wyman Unit 4				(0.01)
Impairments:				
Emission allowances			(0.02)	(0.05)
Other asset impairments				(0.01)
WPD Midlands acquisition-related costs:				
2011 Bridge Facility costs	(0.06)	(0.06)		
Foreign currency loss on 2011 Bridge Facility	(0.07)	(0.07)		
Net hedge gains	0.08	0.08		
Hedge ineffectiveness	(0.02)	(0.02)		
U.K. stamp duty tax	(0.04)	(0.04)		
Other acquisition-related costs	(0.08)	(0.08)		
LKE acquisition-related costs:				
Monetization of certain full-requirement sales contracts			(0.29)	
Anticipated sale of certain non-core generation facilities			(0.14)	
2010 Bridge Facility costs			(0.12)	
Discontinued cash flow hedges and ineffectiveness			(0.06)	
Reduction of credit facility			(0.01)	
Other acquisition-related costs			(0.05)	(0.03)
Workforce reductions				
Other:				
Montana hydroelectric litigation			(0.08)	(0.01)
Health care reform - tax impact			(0.02)	
Change in U.K. tax rate			0.04	
U.S. Tax Court ruling (U.K. Windfall Profits Tax)			0.03	
Litigation settlement - spent nuclear fuel storage				
Change in tax accounting method related to repairs		0.06		(0.07)
Total Special Items	(0.12)	(0.12)	(0.96)	(0.87)
Reported Earnings	\$ 2.63	\$ 2.38	\$ 2.17	\$ 1.08

on






PPL Corporation Reconciliation of Cash from Operations to Free Cash Flow before Dividends

(Millions of Dollars)

	<u>2009</u>	<u>2010</u>	<u>2011</u>
Cash from Operations	\$1,852	\$2,034	\$2,020
Increase (Decrease) in cash due to:			
Capital Expenditures	(1,265)	(1,644)	(2,805)
Sale of Assets	84	161	384
Other Investing Activities – Net	(71)	207	111
Free Cash Flow before Dividends	<u>\$ 600</u>	<u>\$ 531</u>	<u>\$ (290)</u>






Forward-Looking Information Statement

Statements contained in this presentation, including statements with respect to future earnings, cash flows, financing, regulation and corporate strategy are "forward-looking statements" within the meaning of the federal securities laws. Although PPL Corporation believes that the expectations and assumptions reflected in these forward-looking statements are reasonable, these statements are subject to a number of risks and uncertainties, and actual results may differ materially from the results discussed in the statements. The following are among the important factors that could cause actual results to differ materially from the forward-looking statements: market demand and prices for energy, capacity and fuel; weather conditions affecting customer energy usage and operating costs; competition in power markets; the effect of any business or industry restructuring; the profitability and liquidity of PPL Corporation and its subsidiaries; new accounting requirements or new interpretations or applications of existing requirements; operating performance of plants and other facilities; the length of scheduled and unscheduled outages at our generating plants; environmental conditions and requirements and the related costs of compliance, including environmental capital expenditures and emission allowance and other expenses; system conditions and operating costs; development of new projects, markets and technologies; performance of new ventures; asset or business acquisitions and dispositions, and PPL Corporation's ability to realize the expected benefits from acquired businesses, including the 2010 acquisition of Louisville Gas and Electric Company and Kentucky Utilities Company and the 2011 acquisition of the Central Networks electricity distribution businesses in the U.K.; any impact of hurricanes or other severe weather on our business, including any impact on fuel prices; receipt of necessary government permits, approvals, rate relief and regulatory cost recovery; capital market conditions and decisions regarding capital structure; the impact of state, federal or foreign investigations applicable to PPL Corporation and its subsidiaries; the outcome of litigation against PPL Corporation and its subsidiaries; stock price performance; the market prices of equity securities and the impact on pension income and resultant cash funding requirements for defined benefit pension plans; the securities and credit ratings of PPL Corporation and its subsidiaries; political, regulatory or economic conditions in states, regions or countries where PPL Corporation or its subsidiaries conduct business, including any potential effects of threatened or actual terrorism or war or other hostilities; foreign exchange rates; new state, federal or foreign legislation, including new tax legislation; and the commitments and liabilities of PPL Corporation and its subsidiaries. Any such forward-looking statements should be considered in light of such important factors and in conjunction with PPL Corporation's Form 10-K and other reports on file with the Securities and Exchange Commission.





Definitions of Non-GAAP Financial Measures

"Earnings from ongoing operations" should not be considered as an alternative to reported earnings, or net income attributable to PPL, which is an indicator of operating performance determined in accordance with generally accepted accounting principles (GAAP). PPL believes that "earnings from ongoing operations," although a non-GAAP financial measure, is also useful and meaningful to investors because it provides management's view of PPL's fundamental earnings performance as another criterion in making investment decisions. PPL's management also uses "earnings from ongoing operations" in measuring certain corporate performance goals. Other companies may use different measures to present financial performance.

"Earnings from ongoing operations" is adjusted for the impact of special items. Special items include:

- *Energy-related economic activity (as discussed below).*
- *Foreign currency-related economic hedges.*
- *Gains and losses on sales of assets not in the ordinary course of business.*
- *Impairment charges (including impairments of securities in the company's nuclear decommissioning trust funds).*
- *Workforce reduction and other restructuring impacts.*
- *Acquisition-related costs and charges.*
- *Other charges or credits that are, in management's view, not reflective of the company's ongoing operations.*

Energy-related economic activity includes the changes in fair value of positions used economically to hedge a portion of the economic value of PPL's generation assets, full-requirement sales contracts and retail activities. This economic value is subject to changes in fair value due to market price volatility of the input and output commodities (e.g., fuel and power) prior to the delivery period that was hedged. Also included in energy-related economic activity is the ineffective portion of qualifying cash flow hedges, the monetization of certain full-requirement sales contracts and premium amortization associated with options. This economic activity is deferred, with the exception of the full-requirement sales contracts that were monetized, and included in earnings from ongoing operations over the delivery period of the item that was hedged or upon realization. Management believes that adjusting for such amounts provides a better matching of earnings from ongoing operations to the actual amounts settled for PPL's underlying hedged assets. Please refer to the Notes to the Consolidated Financial Statements and MD&A in PPL Corporation's periodic filings with the Securities and Exchange Commission for additional information on energy-related economic activity.

"Free cash flow before dividends" is derived by deducting capital expenditures and other investing activities-net, from cash flow from operations. Free cash flow before dividends should not be considered as an alternative to cash flow from operations, which is determined in accordance with GAAP. PPL believes that free cash flow before dividends, although a non-GAAP measure, is an important measure to both management and investors, as it is an indicator of the company's ability to sustain operations and growth without additional outside financing beyond the requirement to fund maturing debt obligations. Other companies may calculate free cash flow before dividends in a different manner.

